


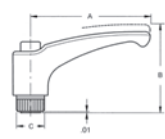
# KNOBS

## CLAMPING – ADJUSTABLE LEVERS


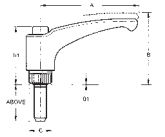
Part Number = **KCA** - \_\_\_\_\_ - \_\_\_\_\_ - \_\_\_\_\_ - \_\_\_\_\_

See complete instructions on page 242


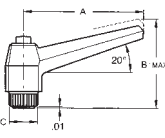
Series Part Number      Mounting Configuration      Thread Size      Stud Projection Length (projecting stud models only)

Ergostyle® w/ steel fittings	Handle: Glass Reinforced Technopolymer, matte black	Series Part Number	Primary Dimensions			Available Thread Sizes (code #)								
			A	B	C	10-32 (10)	1/4-20 (25)	5/16-18 (31)	3/8-16 (37)	1/2-13 (50)	M5 (M5)	M6 (M6)	M8 (M8)	M10 (M10)
		EG44	1.73"	1.42"	.47"	X	X				X	X		
		EG63	2.48"	1.85"	.59"		X	X				X	X	
		EG78	3.07"	2.28"	.75"				X	X				X
		EG95	3.74"	2.72"	.85"				X	X				X


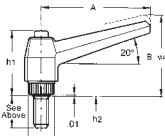
- Projecting stud (pictured), threaded insert (illustrated)
- Center cap available in colors: black (standard), orange, gray, yellow, light blue, red
- Configured with threaded inserts (I), or projecting stud (P)
- ® Elesa - Elesa original design

Ergostyle® w/ stainless fittings	Handle: Glass Reinforced Technopolymer, matte black	Series Part Number	Primary Dimensions			Available Thread Sizes (code #)								
			A	B	C	10-32 (10)	1/4-20 (25)	5/16-18 (31)	3/8-16 (37)	1/2-13 (50)	M5 (M5)	M6 (M6)	M8 (M8)	M10 (M10)
		ES44	1.73"	1.42"	.47"	X	X				X	X		
		ES63	2.48"	1.85"	.59"		X	X				X	X	
		ES78	3.07"	2.28"	.75"				X	X				X
		ES95	3.74"	2.72"	.85"				X	X				X


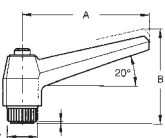
- Threaded insert (pictured), projecting stud (illustrated)
- Center cap available in colors: black (standard), orange, gray, yellow, light blue, red
- Configured with threaded inserts (I), or projecting stud (P)
- ® Elesa - Elesa original design

Push Button w/ steel fittings	Handle: Glass Reinforced Technopolymer, matte black	Series Part Number	Primary Dimensions			Available Thread Sizes (code #)								
			A	B	C	10-32 (10)	1/4-20 (25)	5/16-18 (31)	3/8-16 (37)	1/2-13 (50)	M6 (M6)	M8 (M8)	M10 (M10)	M12 (M12)
		EP42	1.65"	1.40"	.47"	X	X				X			
		EP63	2.48"	1.83"	.59"		X	X				X		
		EP80	3.15"	2.30"	.75"			X	X				X	X
		EP10	3.94"	2.74"	.98"				X	X			X	X

- Projecting stud (pictured), threaded insert (illustrated)
- Center cap available in colors: black (standard), orange, gray, yellow, light blue, red
- Configured with threaded inserts (I), or projecting stud (P)
- Elesa original design

Push Button w/ stainless fittings	Handle: Glass Reinforced Technopolymer, matte black	Series Part Number	Primary Dimensions			Available Thread Sizes (code #)								
			A	B	C	10-32 (10)	1/4-20 (25)	5/16-18 (31)	3/8-16 (37)	1/2-13 (50)	M6 (M6)	M8 (M8)	M10 (M10)	M12 (M12)
		ES42	1.65"	1.40"	.47"		X				X			
		ES63	2.48"	1.83"	.59"			X				X		
		ES80	3.15"	2.30"	.75"				X				X	X
		ES10	3.94"	2.74"	.98"				X	X			X	X

- Threaded insert (pictured), projecting stud (illustrated)
- Center cap available in colors: black (standard), orange, gray, yellow, light blue, red
- Configured with threaded inserts (I), or projecting stud (P)
- Elesa original design

Hex Adjustment w/ steel fittings	Handle: Glass Reinforced Technopolymer, matte black	Series Part Number	Primary Dimensions			Available Thread Sizes (code #)				
			A	B	C	1/4-20 (25)	5/16-18 (31)	3/8-16 (37)	1/2-13 (50)	5/8-11 (63)
		EH42	1.65"	1.40"	.47"	X				
		EH63	2.48"	1.83"	.59"	X	X			
		EH80	3.15"	2.30"	.75"			X	X	
		EH10	3.94"	2.74"	.98"			X	X	

- Threaded insert (pictured and illustrated)
- Fine adjustment with hex wrench
- Configured with threaded inserts (I)
- Elesa original design

KNOBS, CLAMPING – ADJUSTABLE LEVERS